

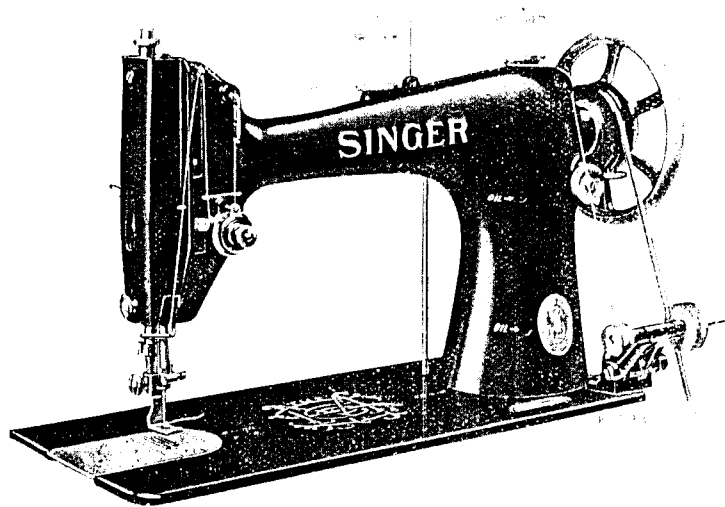
# **SINGER**

## **103K8,K9**

Form K3647  
Oct., 1928

# Illustrated List of Parts for Class 103K Machines

(Nos. 103K8 and 103K9)

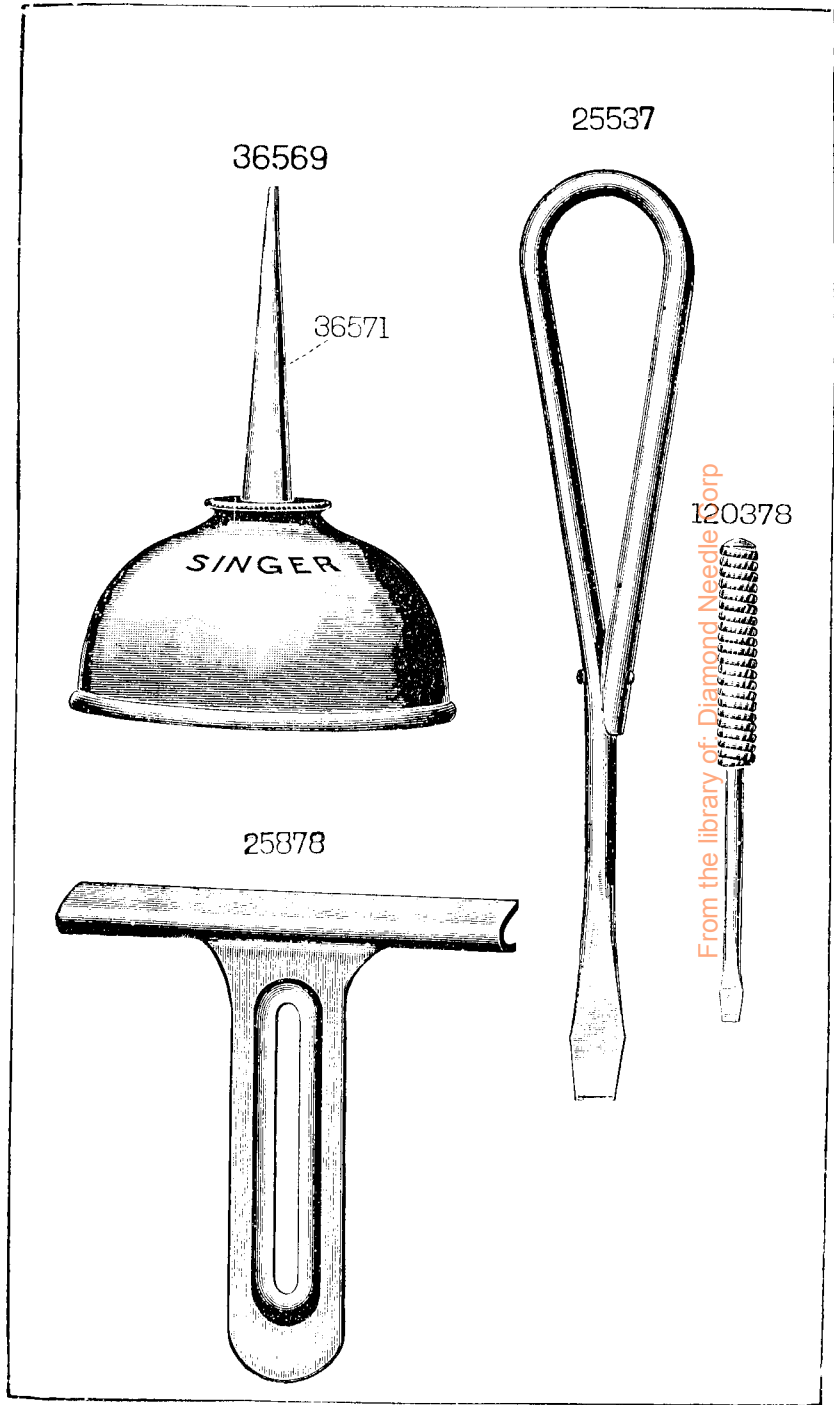


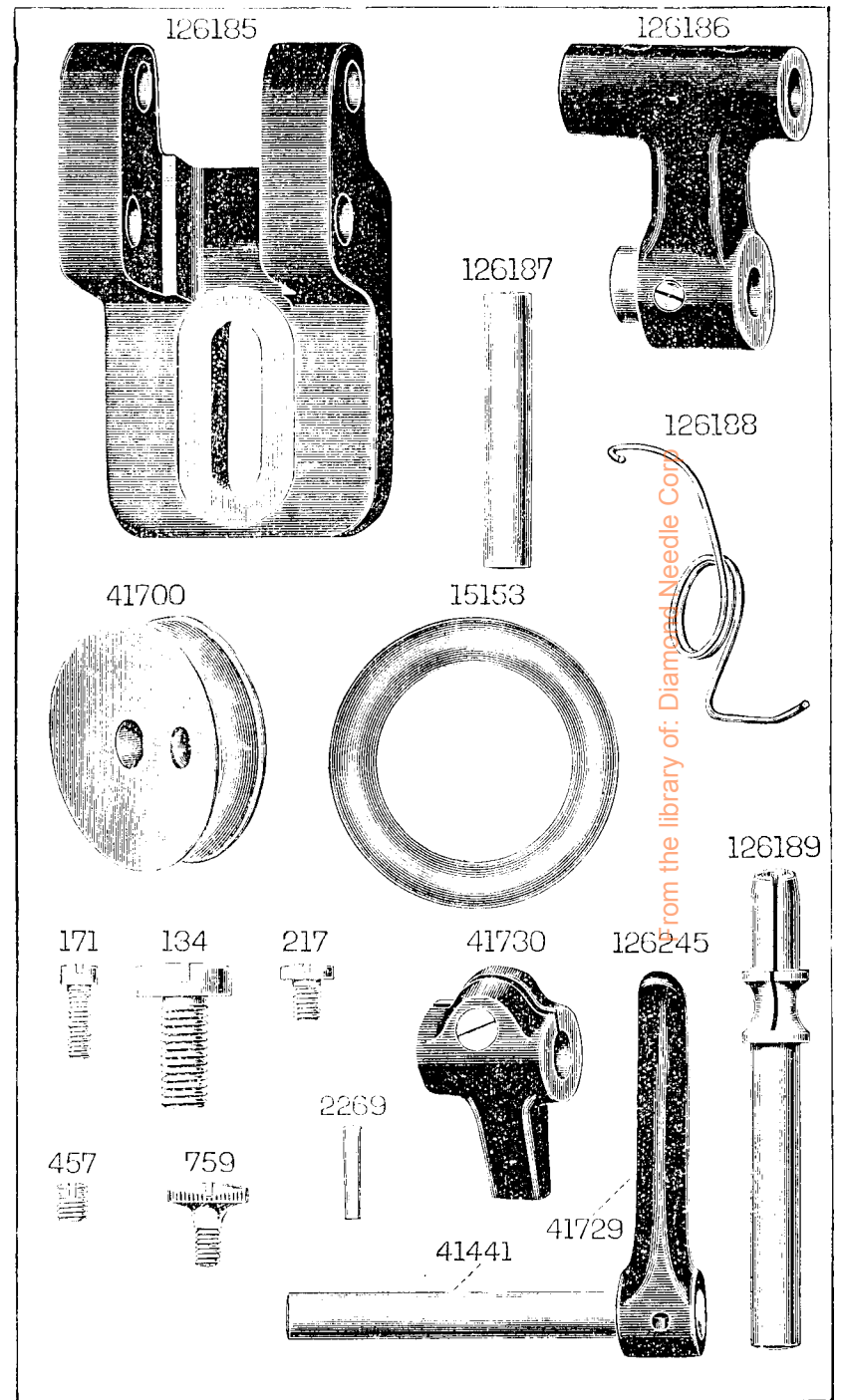

No. 103K8 Machine

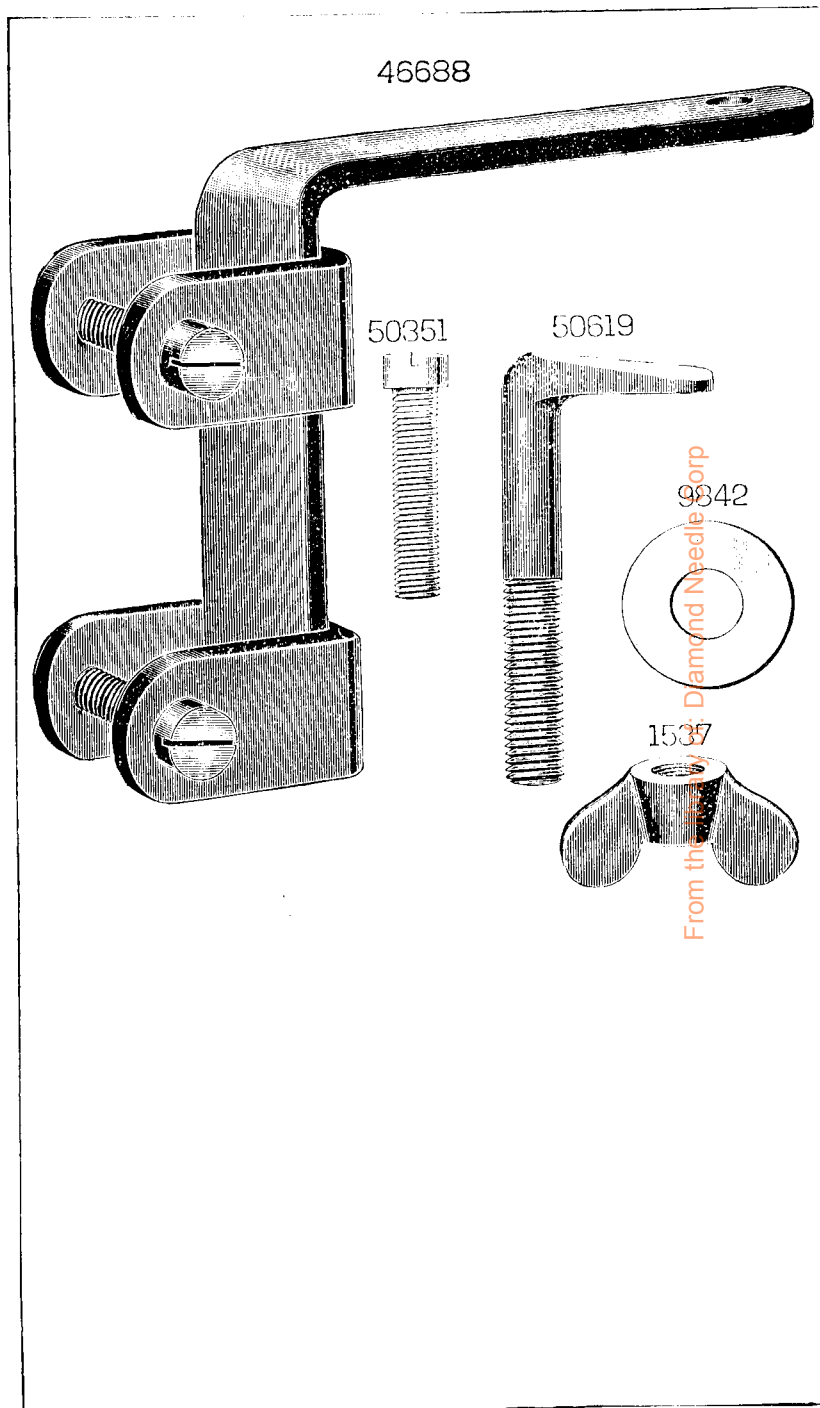
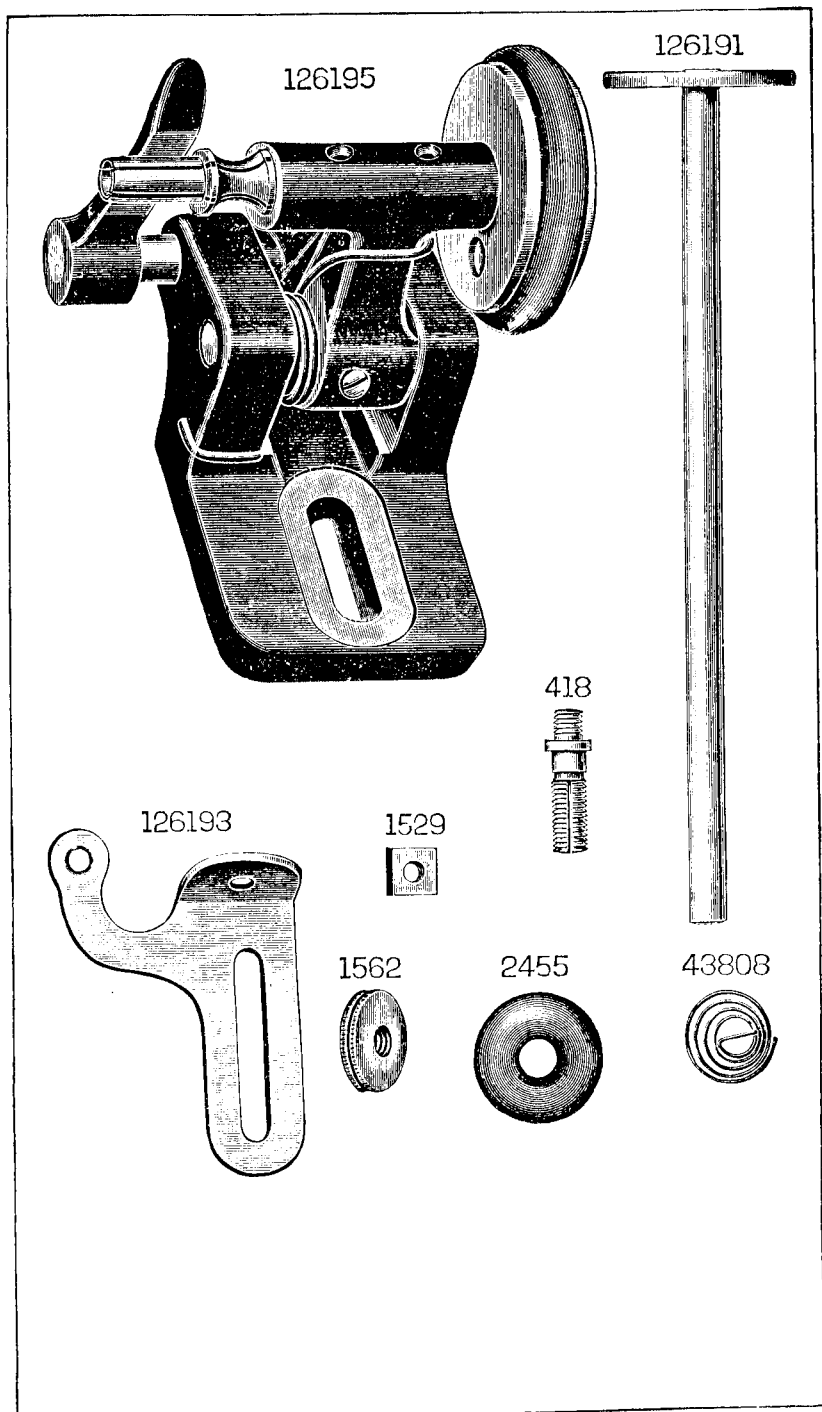
The Singer Manufacturing Co.

[All rights reserved.]

From the library of: Diamond Needle Corp







Full Size

56159

56156

56154

56099

56029

56070

56100

29633





157

56155

56107

56106

56157



Half Size

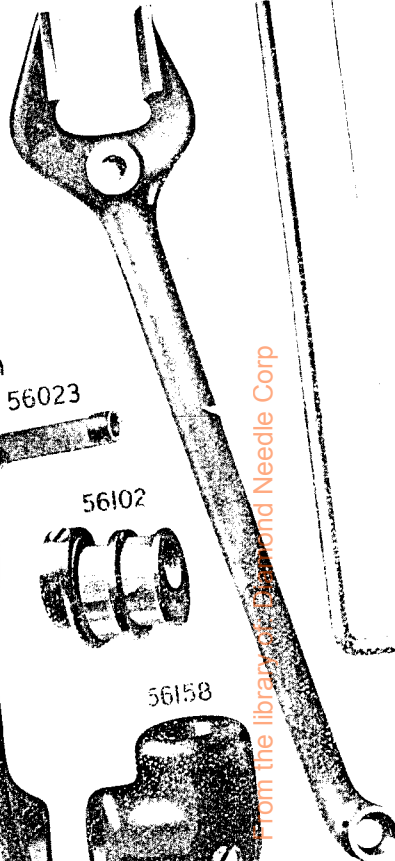


56075

56160

56046

56103

52028



56023

56102

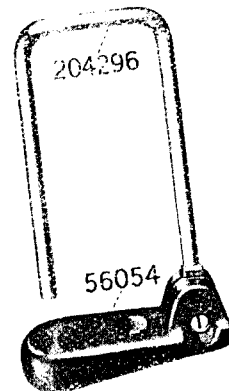
56158

56055

56098

204296

56054



from the library of Standard Needle Corp

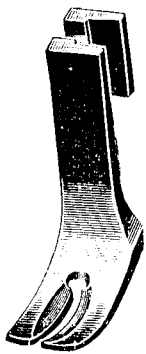
36551




36554




56083



36840



56126



56127



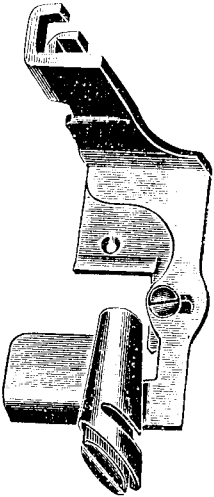
36837




36838



36613



36549




36550



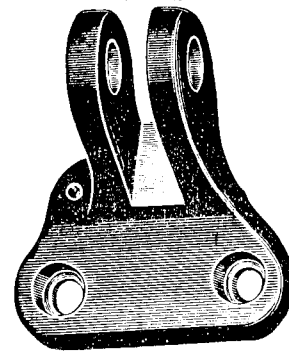
662




56074



56072



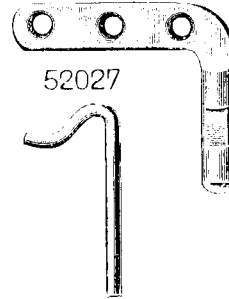
5596




56015



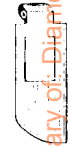
52454



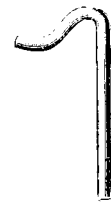
8879



40409



52027



145



176



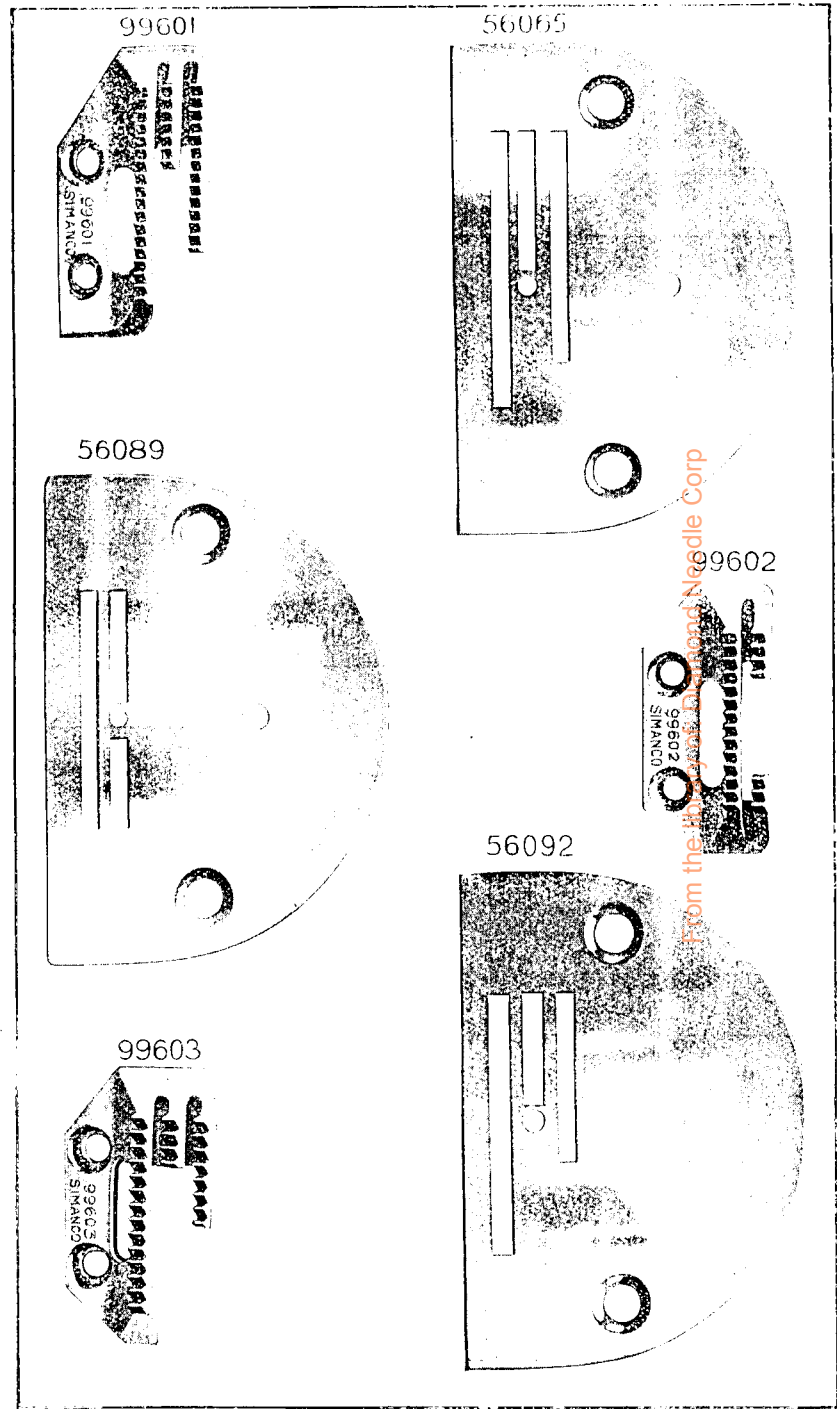
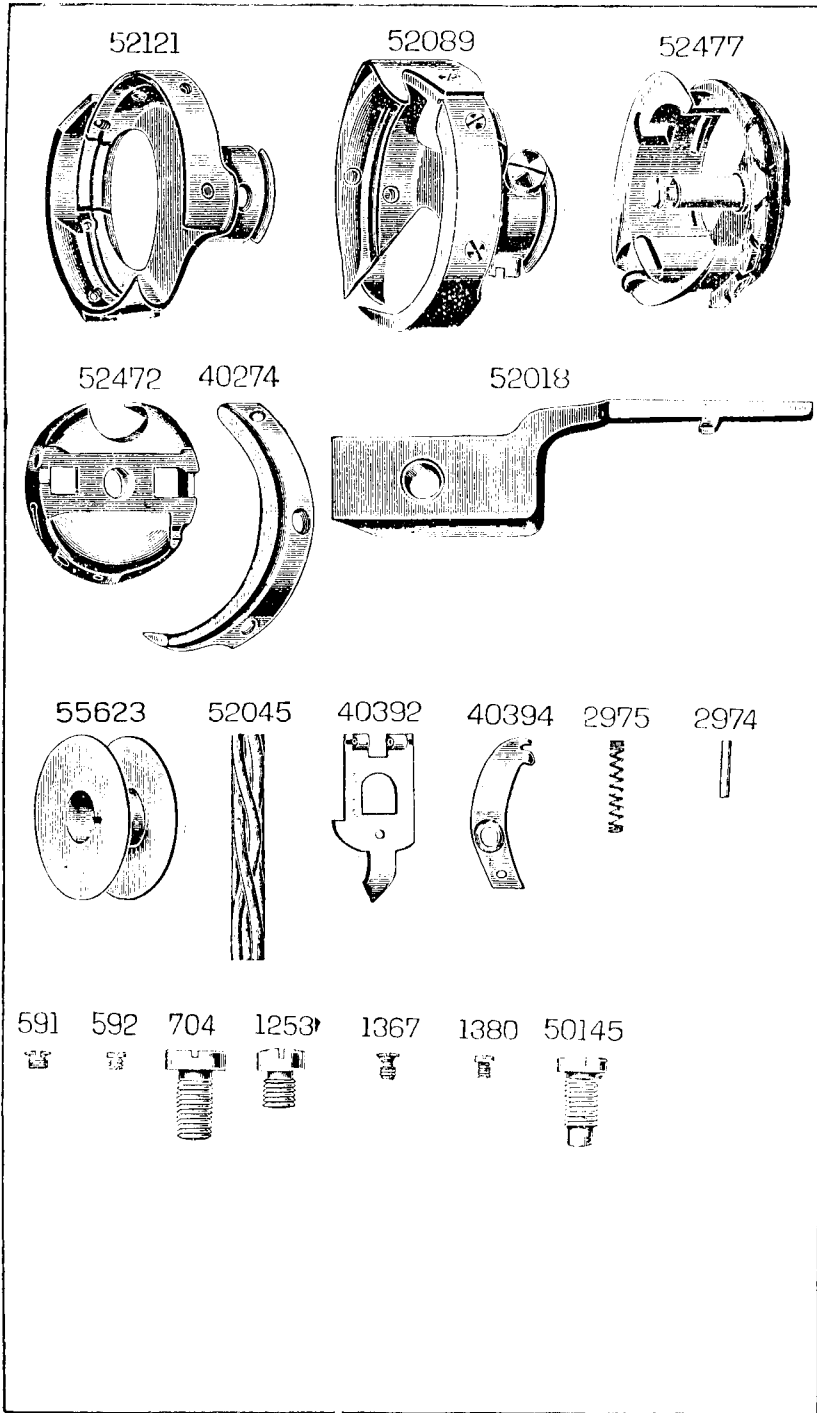
443



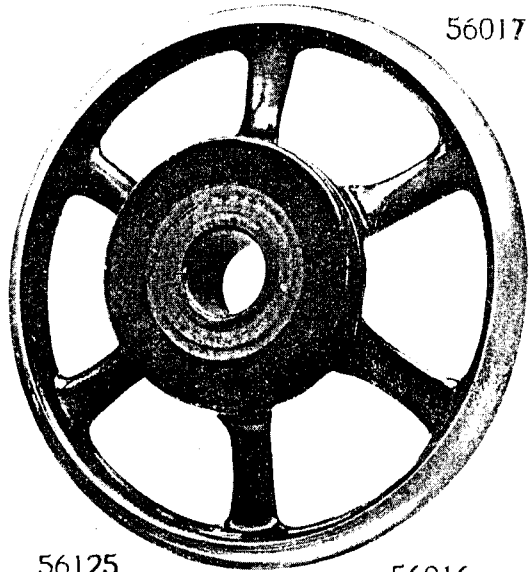
624




From the library of ~~Dunford~~ Needle Corp



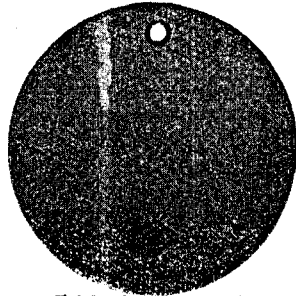





56125



56016




56019



2824



56020



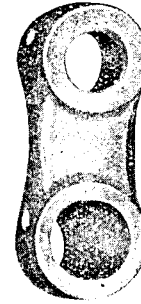
2020



256



56024



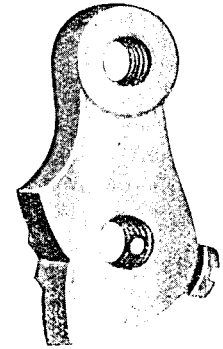
375



1518



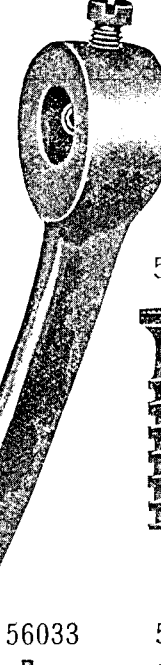
56036



50194



56037



1120



56038



1454



27795



50192



964



56035



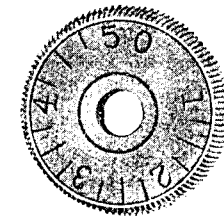
56034



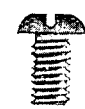
56033



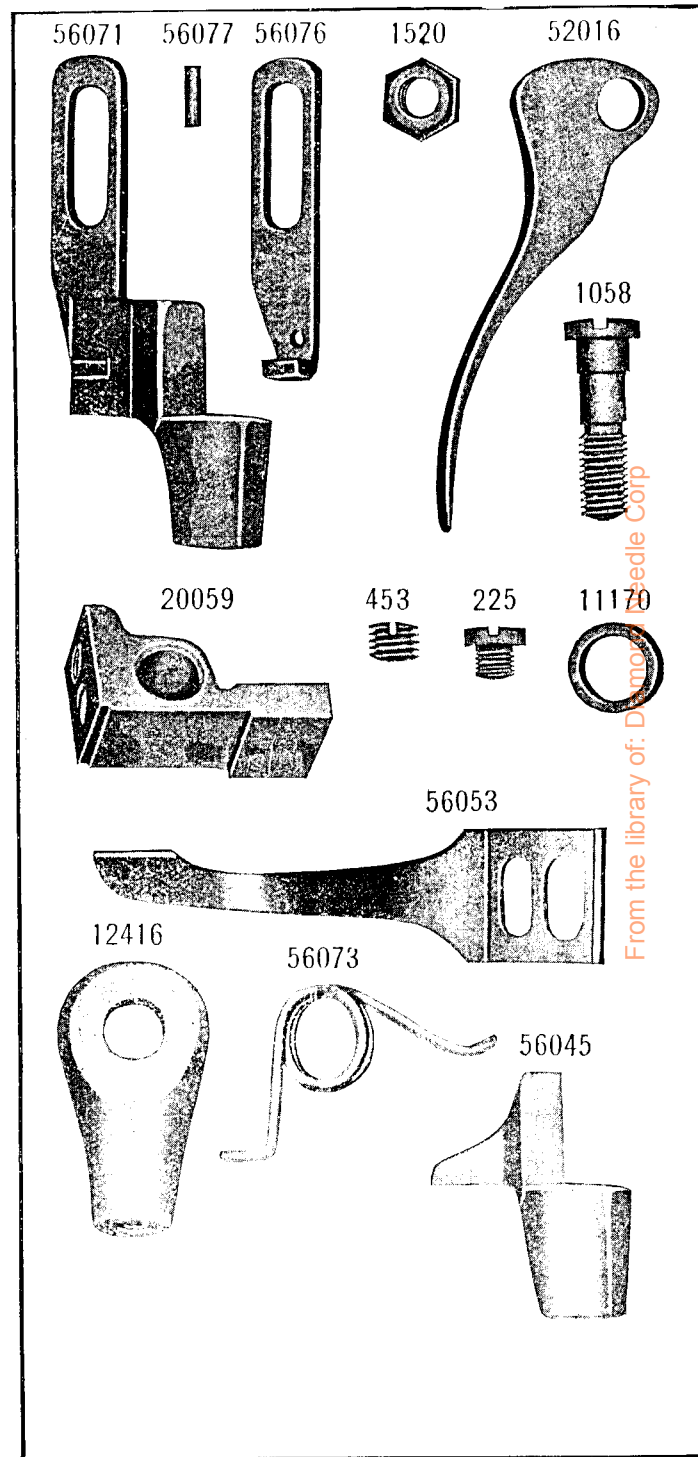
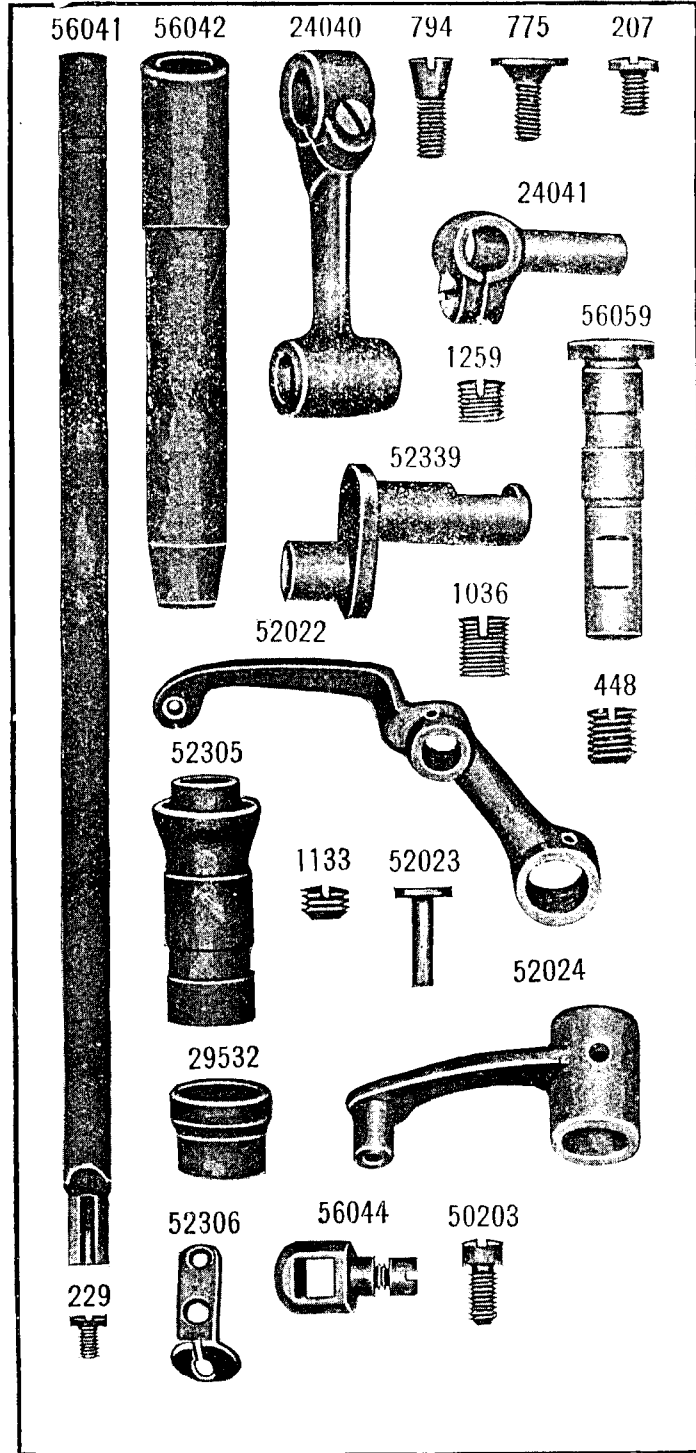
56032



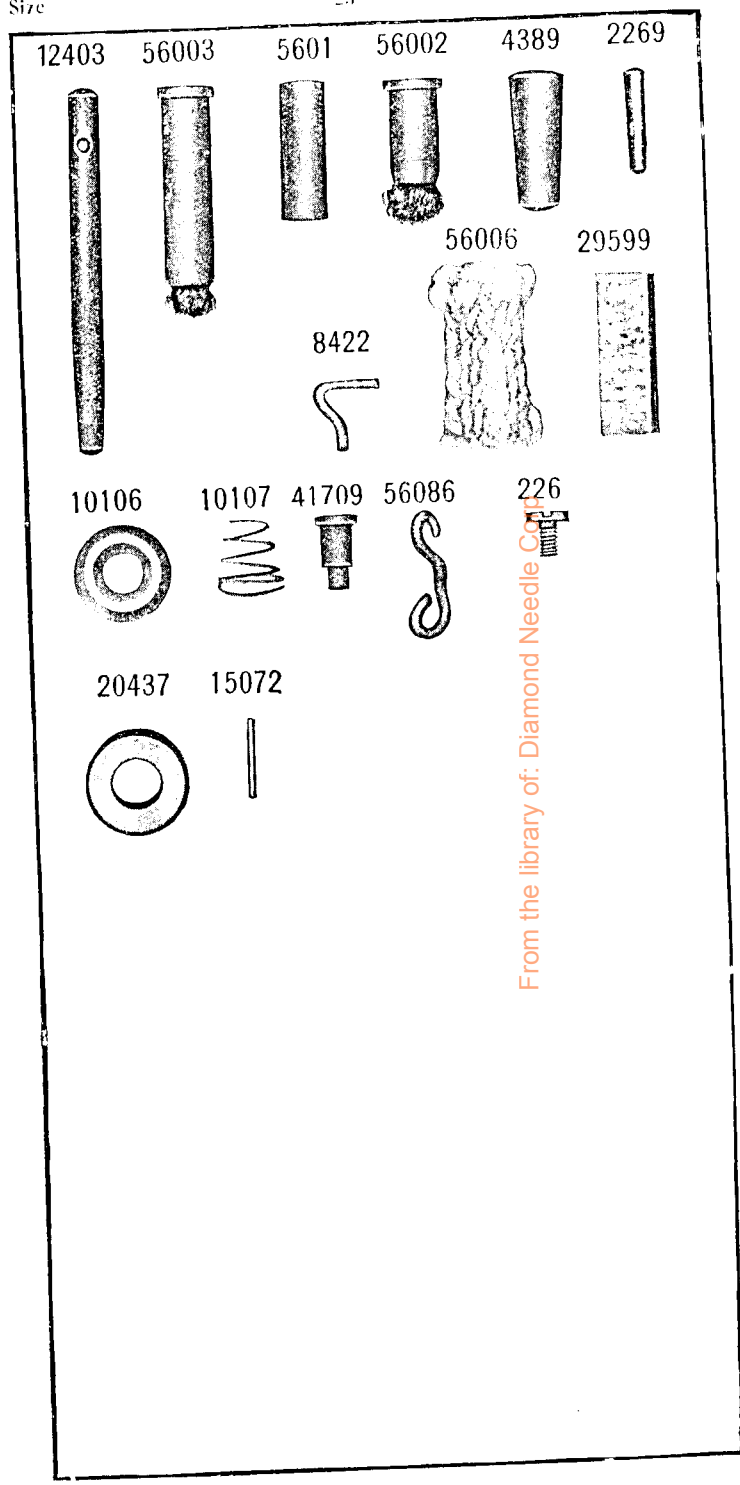
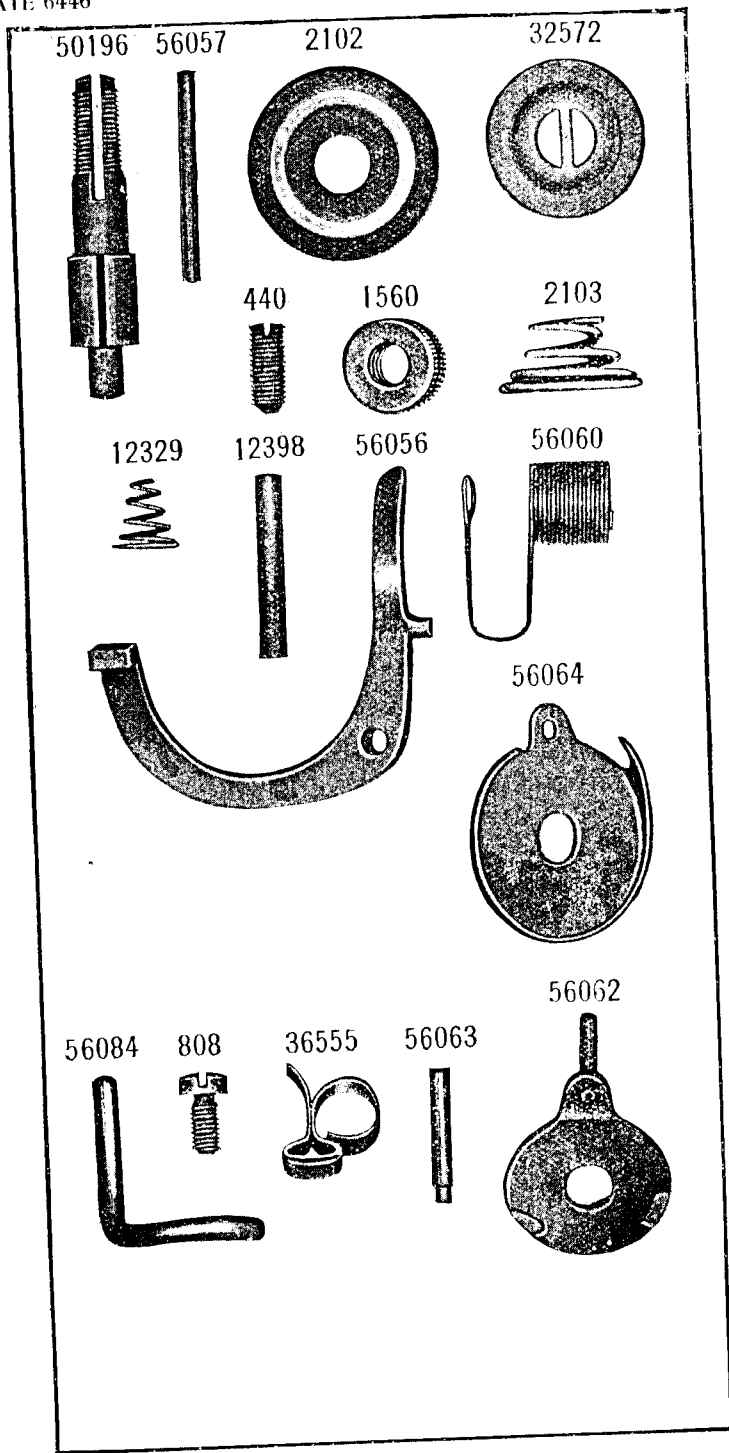
50193



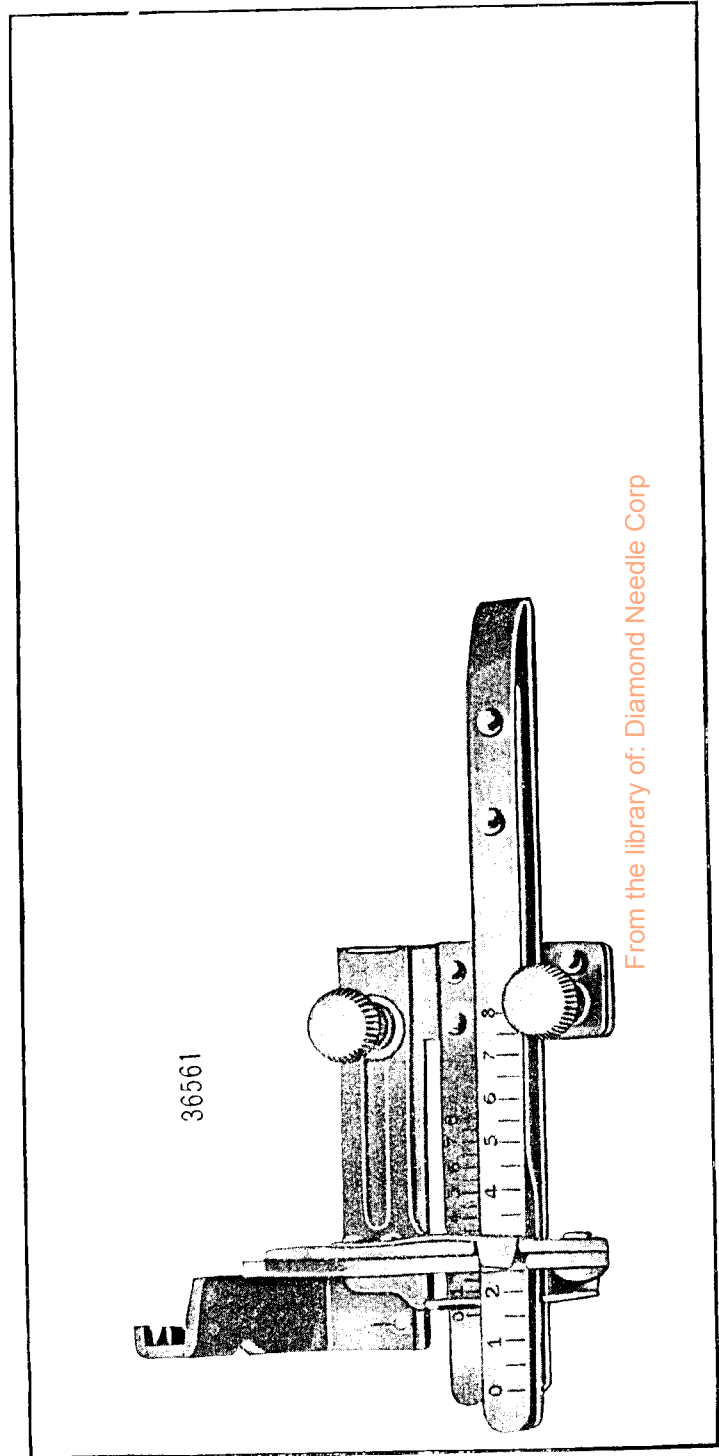

www.trilibrary.org: Diamond Machine Corp



From the library of: Daimler-Benz AG

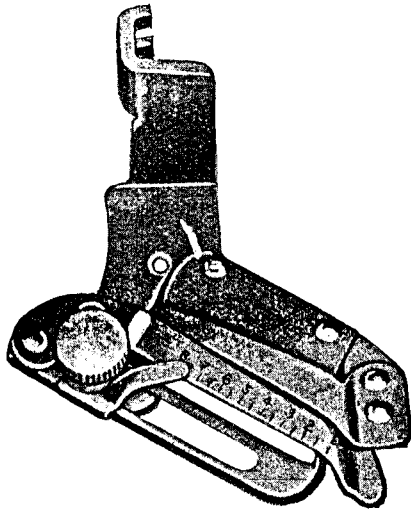


From the library of: Diamond Needle Co.




From the library of: Diamond Needle Corp

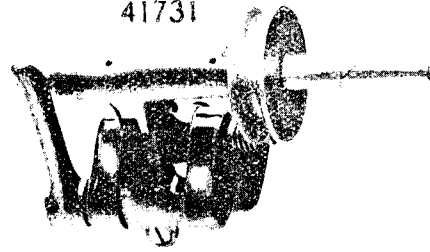
36559



36560



41731



41699



34105

41815




41816



41729



41698



41730




41700



41708

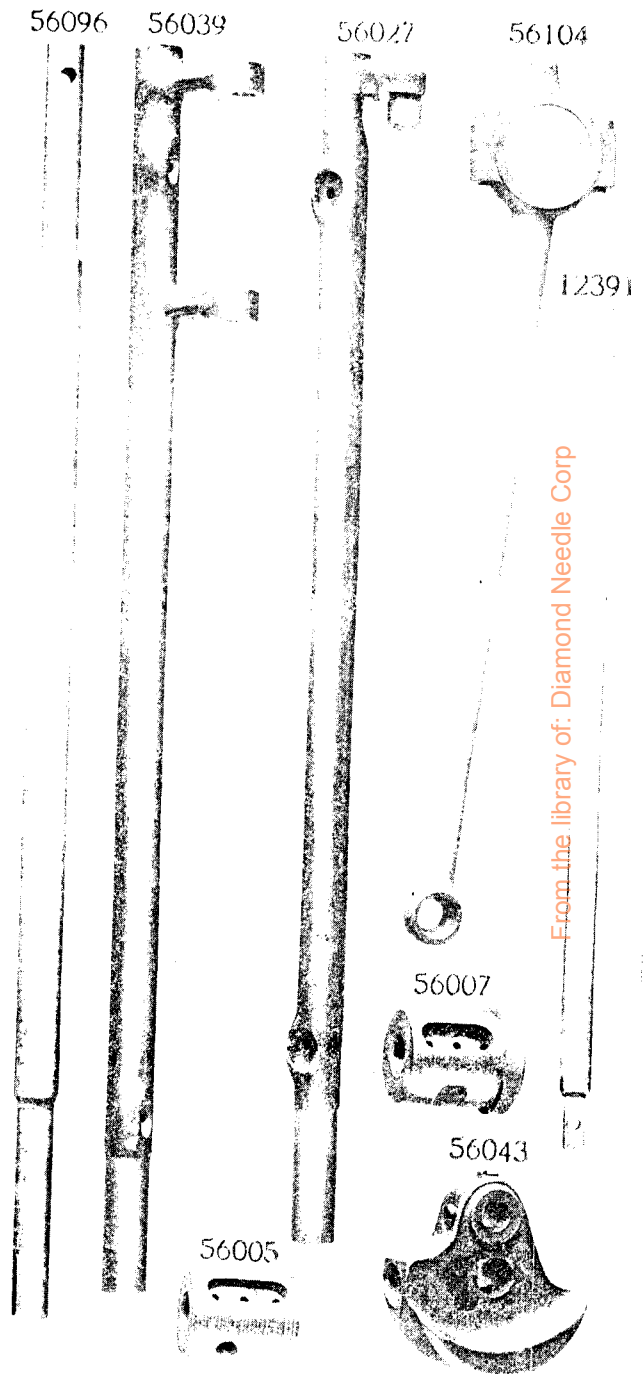
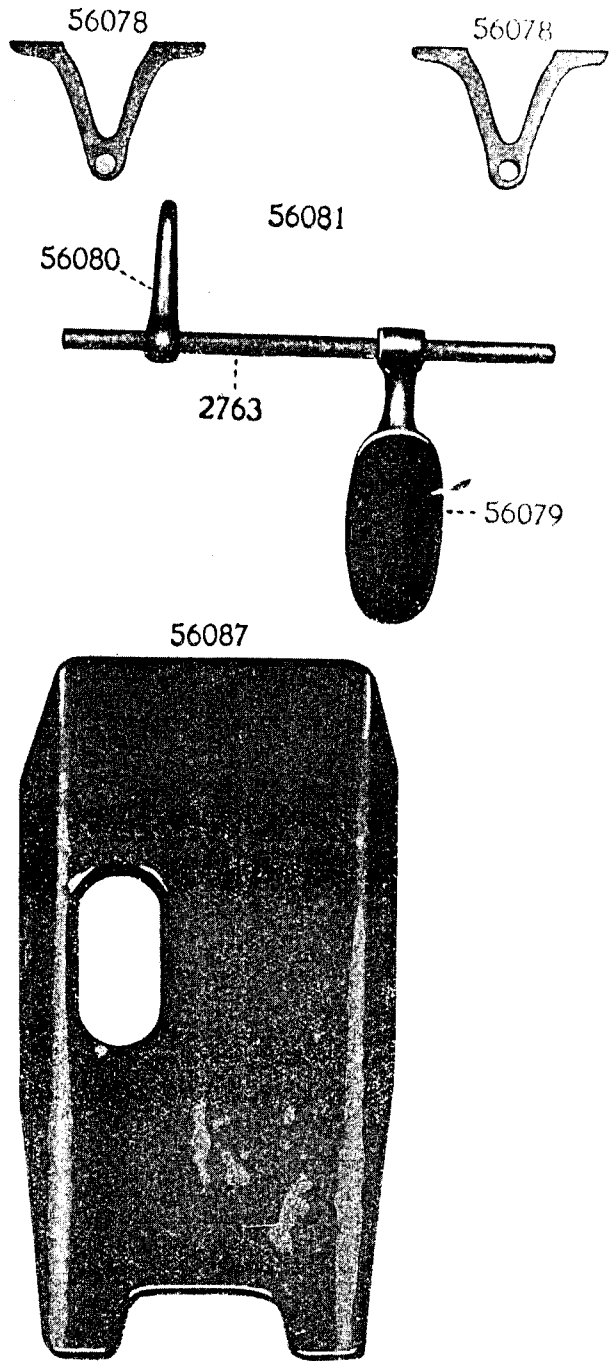


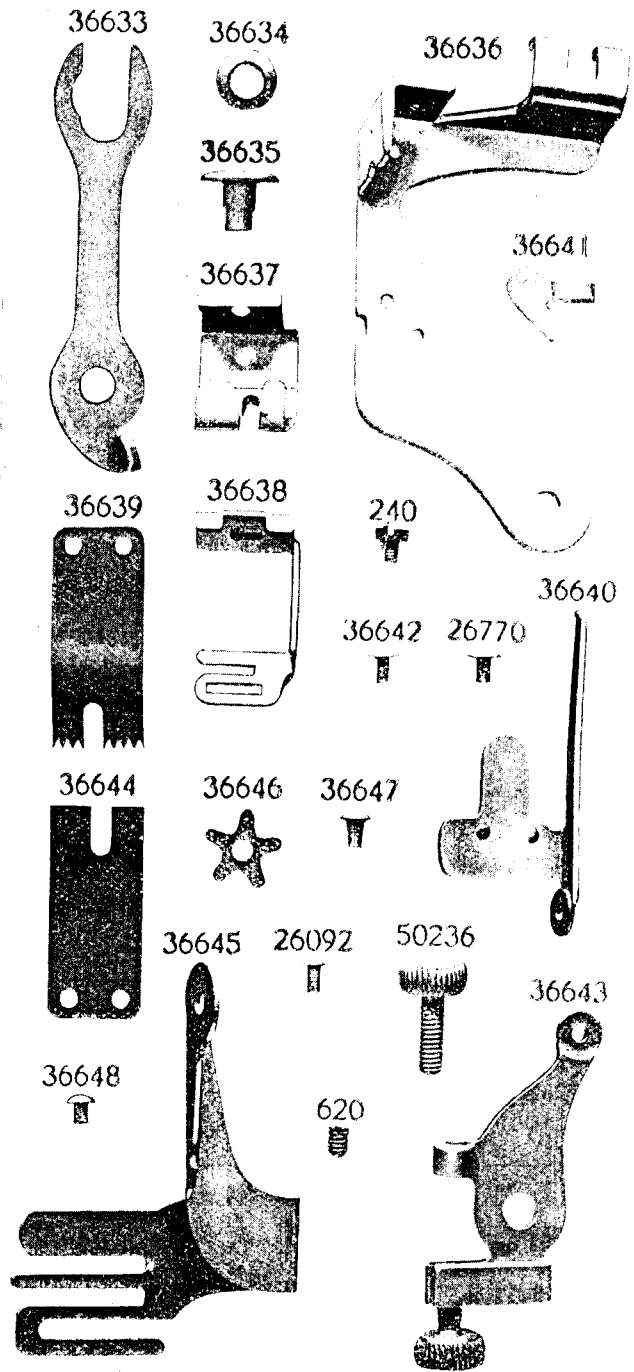
41728



41707

From the library of: Diamol Needle Corp





ILLUSTRATED  
LIST OF PARTS  
FOR  
CLASS 103K MACHINES  
(Nos. 103K8 and 103K9)

From the library of: Diamond Needle Corp

## INSTRUCTIONS FOR ORDERING

In ordering from this List, the prefix and affix letters with the part number **MUST BE** quoted exactly as they are shown in the first column.

A number always indicates the same part in whatever List it may appear, or for whatever machine.

The prefix *SS* indicates Screws made only at Singer.

„ „ *NN* „ Nuts made only at Singer.

„ „ *RR* „ Rollers and Studs made only at Singer.

The affix letters (where shown) indicate the style of finish, as follows:—

- A. Hardened, Polished, Nickel Plated and Buffed.
- B. Polished, Nickel Plated and Buffed.
- C. Hardened only.
- D. Polished only.
- E. Soft, not Polished.
- F. Hardened and Polished.
- H. Blued.
- J. Nickel Plated only.
- K. Hardened and Nickel Plated.
- L. Brass Plated.
- M. Oxidized.
- P. Japanned.
- R. Merlized.
- T. Copper Plated.
- T.A. Hardened, Polished, Copper and Nickel Plated and Buffed.
- T.B. Copper and Nickel Plated and Polished.
- T.J. Copper and Nickel Plated only.
- T.K. Hardened, Copper and Nickel Plated.
- T.L. Copper and Brass Plated.
- T.M. Copper Plated and Oxidized.
- U. Zinc Plated.
- V. Silver Plated.
- W. Polished and Nickel Plated.
- Z. Chromium Plated.

In this series

- 1 to 1500 and 50001 to 51500 are Screw Numbers.
- 1501 „ 1800 are Nut Numbers.
- 1801 „ 2000 are Roller Numbers.
- 2001 „ 50000 are numbers of machine parts, etc.
- 80001 „ 100000 are numbers of machine parts, etc., made only at Singer.
- 120001 „ 190000 are numbers of machine parts, etc.
- 190001 „ 200000 are numbers of electrical parts.
- 700001 and upwards are numbers of electrical parts.

*Parts marked with an asterisk (\*) are furnished only when the repairs are made at Factory.*

## ILLUSTRATED LIST OF PARTS

FOR

## CLASS 103K MACHINES

(103K8 and 103K9)



For General Work in Cloth: Rotating Hook driven by steel bevel gears, spiral cut; Drop Feed (reversible); C. S. M. Distance from Needle to Base of Arm 22½ cm., Length of Stitch adjustable from 1 to 5 mm. For Home Manufacturing.

No.	Plate	Part Description
*56124		Arm ... ..
4389	6447	„ Dowel Pin ... ..
56002	6447	„ Oil Tube with 52045, for oiling 52022 ... ..
56003	6447	„ „ „ „ 52045, for oiling 52024 ... ..
52045	1786	„ „ „ „ Packing (cotton wick) ... ..
	118c	6448 „ Screw ... ..
56096	6459	„ Shaft (horizontal) ... ..
56154	1718	„ „ ( „ ) Bevel Gear with two 103K ... ..
56098	1719	„ „ ( „ ) „ „ Case (two pieces) with two ... .. 647c
56070	1718	„ „ ( „ ) „ „ „ Position Pin ... ..
	647c	6448 „ „ ( „ ) „ „ „ Screw ... ..
	1036c	6442 „ „ ( „ ) „ „ „ Set Screw ... ..
56005	6459	„ „ ( „ ) Bushing (back) ... ..
52045	1786	„ „ ( „ ) „ „ ( „ ) Packing (cotton wick) ... ..
	448c	6442 „ „ ( „ ) „ „ ( „ ) Set Screw ... ..
56007	6459	„ „ ( „ ) Flanged Bushing (front) ... ..
52045	1786	„ „ ( „ ) „ „ ( „ ) Packing (cotton wick) ... ..
	443c	1721 „ „ ( „ ) „ „ ( „ ) Set Screw ... ..
56159	1718	„ „ (upright) ... ..
56155	1718	„ „ ( „ ) Bevel Gear (lower) with two 1253c ... ..
	1253c	1786 „ „ ( „ ) „ „ ( „ ) Set Screw ... ..
56156	1718	„ „ ( „ ) „ „ (upper) with two 1253c ... ..
	1253c	1786 „ „ ( „ ) „ „ ( „ ) Set Screw ... ..
56099	1718	„ „ ( „ ) Bushing (lower) ... ..
	448c	6442 „ „ ( „ ) „ „ ( „ ) Set Screw ... ..
56100	1718	„ „ ( „ ) „ „ (upper) ... ..
	448c	6442 „ „ ( „ ) „ „ ( „ ) Set Screw ... ..

From the library of: Diamond Needle Corp



No.	Plate	
56015	1721	<b>Arm Shaft</b> (upright) Oil Tube (lower) ... ..
56015	1721	.. .. ( .. ) .. .. (upper) ... ..
56016	6436	.. .. Side Cover ... ..
50053b	6448	.. .. Thumb Screw ... ..
12403	6447	.. .. Spool Pin and Thread Eyelet ... ..
8879	1721	.. .. Washer (Cloth) ... ..
56017	6436	<b>Balance Wheel.</b> 2½in. Pulley, for 103K8 Machine ... ..
56136	1534	.. .. 2½in. Pulley, for 103K9 Machine ... ..
*56018	—	<b>Bed</b> ... ..
56067b	—	.. .. Slide ... ..
2824	6436	.. .. Spring ... ..
725j	6448	.. .. Screw ... ..
56019b	6436	<b>Bed Slide</b> , complete, Nos. 2824, 56067b and two 725j ... ..
256b	6436	<b>Clamp Stop Motion</b> Clamp Screw ... ..
248a	6448	.. .. Stop Screw ... ..
2020	6436	.. .. Washer ... ..
56020	6436	.. .. Flanged Bushing ... ..
50189c	6448	.. .. Set Screw ... ..
56021	—	<b>Clamp Stop Motion</b> , complete, Nos. 248a, 256b, 2020, 50189c and 56020 ... ..
56125	6436	<b>Face Plate</b> with 226d and 56086 ... ..
176d	1721	.. .. Screw ... ..
56086	6447	.. .. Thread Guard ... ..
226d	6447	.. .. Screw ... ..
50190b	6448	.. .. Thumb Screw ... ..
56023	1719	<b>Feed Bar</b> ... ..
313c	6448	.. .. Screw Centre ... ..
1519e	6448	.. .. Nut ... ..
56102	1719	.. .. Cam and Feed Lifting Eccentric with two 448c ... ..
448c	6442	.. .. Set Screw ... ..
56024	6440	.. .. Connecting Link ... ..
375c	6440	.. .. Hinge Screw ... ..
1518e	6440	.. .. Nut ... ..
99601	1787	.. .. Dog ... ..
99602	1787	.. .. for Collars and Cuffs ... ..
99603	1787	.. ..
50117e	6448	.. .. Screw (2) ... ..

NOTE.—No. 99601 is sent with this machine unless otherwise specified on order.

No.	Plate	
56103	1719	<b>Feed Forked Connection</b> ... ..
*56122	—	.. .. 56103 with 56024, 56036, two each 375c and 1518e ... ..
375c	6440	.. .. Hinge Screw ... ..
1518e	6440	.. .. Nut ... ..
56027	6459	<b>Feed Lifting Rock Shaft</b> with 1813 ... ..
56028	—	.. .. complete, Nos. 56027 and 56029 ... ..
56029	1718	.. .. Crank with 157e ... ..
157e	1718	.. .. Clamping Screw ... ..
56104	6459	.. .. Connecting Rod with 56105 and two 145e ... ..
*56105	—	.. .. Rod Cap ... ..
145e	1721	.. .. Screw ... ..
375c	6440	.. .. Hinge Screw ... ..
1518e	6440	.. .. Nut ... ..
1813	6448	.. .. Roller and Stud ... ..
50191e	6448	.. .. Screw Centre (2) ... ..
1513j	6448	.. .. Nut (2) ... ..
50192e	6440	.. .. Regulating Stud ... ..
56032	6440	.. .. Head with 56033 ... ..
50193j	6440	.. .. Cap Screw ... ..
56033	6440	.. .. Stop Pin ... ..
56034	6440	.. .. Lock Pin ... ..
56035	6440	.. .. Spring ... ..
56036	6440	.. .. Regulator with 1454e ... ..
50194e	6440	.. .. Screw Stud ... ..
1454e	6440	.. .. Set Screw ... ..
27795	6440	.. .. Washer (Brass) ... ..
56037	6440	.. .. Reverse Lever with two 1120c ... ..
964d	6440	.. .. Cap Screw ... ..
56038	6440	.. .. Friction Washer ... ..
1120c	6440	.. .. Set Screw ... ..
56039	6459	<b>Feed Rock Shaft</b> ... ..
56040	—	.. .. complete, Nos. 29633 and 56039 ... ..
29633	1718	.. .. Crank with 157j ... ..
157j	1718	.. .. Clamping Screw ... ..
50191e	6448	.. .. Screw Centre (2) ... ..
1513j	6448	.. .. Nut (2) ... ..
56041	6442	<b>Needle Bar</b> (hollow) ... ..
52305	6442	.. .. Bushing (lower) with 29532 ... ..
1133e	6442	.. .. ( .. ) Set Screw ... ..
56042	6442	.. .. (upper) ... ..
1133e	6442	.. .. ( .. ) Set Screw ... ..

From the library of: Diamond Needle Corp

No.	Plate						
24040	6442	<b>Needle Bar</b>	Connecting Link with 794e	...	...	...	...
24894	—	"	"	"	"	24040 with 24041	...
794e	6442	"	"	"	"	Adjusting Screw	...
775e	6442	"	"	"	"	Cap Screw	...
24041	6442	"	"	"	"	Stud with 207e	...
207e	6442	"	"	"	"	Clamping Screw	...
56043	6459	"	"	"	"	Crank with 858e, 1036e, 1259e and 50195e	...
50195e	6448	"	"	"	"	Position Screw	...
858e	6448	"	"	"	"	Set Screw	...
29532	6442	"	"	"	"	Oil Cup	...
52306	6442	"	"	"	"	Thread Guard	...
229d	6442	"	"	"	"	Screw	...
56044	6442	"	"	"	"	Clamp with 50203f	...
50203f	6442	"	"	"	"	Screw	...
12391	6459	<b>Presser Bar</b>	(hollow)	...	...	...	...
20059	6443	"	"	"	"	Guide Bracket with 453e	...
453e	6443	"	"	"	"	Set Screw	...
52016	6443	"	"	"	"	Lifter	...
1058e	6443	"	"	"	"	Screw	...
1520e	6443	"	"	"	"	Nut	...
56045	6443	"	"	"	"	Lifting and Releasing Lever Bracket	...
56046	1719	"	"	"	"	Spring	...
11170	6443	"	"	"	"	Washer	...
56126	1720	<b>Presser Foot</b>	for general work	...	...	...	...
56083	1720	"	"	"	"	(double toe) for general work	...
56127	1720	"	"	"	"	for edge stitching	...
50190b	6448	"	"	"	"	Thumb Screw	...
NOTE.—No. 56126 is sent with this machine unless otherwise specified on order.							
1082j	6448	<b>Pressure Regulating Thumb Screw</b>		...	...	...	...
52121	1786	<b>Rotating Hook</b>		...	...	...	...
52123	—	"	"	"	"	52121 with 52090 and four 1053d	...
52089	1786	"	"	"	"	52123 .. 40274, three each 1253e and 1367d	...
52478	—	"	"	"	"	52089 .. 52474	...
55623	1786	"	"	"	"	Bobbin	...
52472	1786	"	"	"	"	Case	...
52481	—	"	"	"	"	52472 with 591f, 1380d and 40394	...
40393	—	"	"	"	"	Hinge, Nos. 2974, 40392 and 40409	...
52477	1786	"	"	"	"	Holder with 52475 and two 52476	...
52018	1786	"	"	"	"	Position Bracket	...
704j	1786	"	"	"	"	"	Screw

No.	Plate						
40392	1786	<b>Rotating Hook</b>	Bobbin Case Latch	...	...	...	...
40409	1721	"	"	"	"	Lever	...
2974	1786	"	"	"	"	Fulcrum Pin	...
2975	1786	"	"	"	"	Spring	...
592e	1786	"	"	"	"	Stop Screw	...
*52475	—	"	"	"	"	Locating Plate	...
*52476	—	"	"	"	"	Rivet	...
591f	1786	"	"	"	"	Tension Regulating Screw	...
40394	1786	"	"	"	"	Spring	...
1380d	1786	"	"	"	"	Screw	...
52473	—	"	"	"	"	complete, Nos. 592e, 2975, 40393 and 52481	...
52474	—	"	"	"	"	52473 with 52477	...
40274	1786	"	"	"	"	Section	...
1367d	1786	"	"	"	"	Screw	...
1253e	1786	"	"	"	"	Set Screw	...
56160	1719	"	"	"	"	Shaft	...
56157	1718	"	"	"	"	Bevel Gear with two 1253e	...
56158	1719	"	"	"	"	Case (two pieces) with 121e	...
121e	6448	"	"	"	"	Screw	...
1253e	1786	"	"	"	"	Set Screw	...
56106	1718	"	"	"	"	Bushing (back)	...
52045	1786	"	"	"	"	( .. ) Packing (cotton wick)	...
50189e	6448	"	"	"	"	( .. ) Set Screw	...
56107	1718	"	"	"	"	(front)	...
52045	1786	"	"	"	"	( .. ) Packing (cotton wick)	...
50145e	1786	"	"	"	"	( .. ) Set Screw	...
52090	—	"	"	"	"	Thread Guard	...
1053d	—	"	"	"	"	Screw	...
56053	6443	<b>Slack Thread Regulator</b>		...	...	...	...
225f	6443	"	"	"	"	Adjusting Screw	...
56054	1719	<b>Spool Holder Base</b>		...	...	...	...
389d	6448	"	"	"	"	Screw	...
204296	1719	"	"	"	"	Wire	...
200079h	6448	"	"	"	"	Finger Screw	...
56055	1719	<b>Spool Holder</b>	complete, Nos. 56054, 200079h and 204296	...	...	...	...
2102	6446	<b>Tension Disc</b>		...	...	...	...
1560b	6446	"	"	"	"	Regulating Thumb Nut	...
32572	6446	"	"	"	"	Releasing Disc	...
56056	6446	"	"	"	"	Lever	...
12398	6446	"	"	"	"	Hinge Pin	...
12329	6446	"	"	"	"	Spring	...
56057	6446	"	"	"	"	Pin	...

## 103K MACHINE PARTS

No.	Plate								
2103	6446	Tension Spring	...	...	...	...	...	...	...
50196c	6446	" Stud	...	...	...	...	...	...	...
440c	6446	" " Set Screw	...	...	...	...	...	...	...
56128	—	Tension, complete, Nos. 1560b, 2103, 32572, 50196c, 56057, 56060, 56062, 56064 and two 2102	...	...	...	...	...	...	...
36555	6446	Thread Cutter and Holder	...	...	...	...	...	...	...
56084	6446	" Guard (front of arm)	...	...	...	...	...	...	...
808f	6446	" " ( " " " ) Set Screw	...	...	...	...	...	...	...
52027	1721	" " (side of arm)	...	...	...	...	...	...	...
52454	1721	" Retainer	...	...	...	...	...	...	...
624c	1721	" " Set Screw	...	...	...	...	...	...	...
52339	6442	" Take-up Crank	...	...	...	...	...	...	...
1036c	6442	" " " Position Screw	...	...	...	...	...	...	...
1259c	6442	" " " Set Screw	...	...	...	...	...	...	...
52022	6442	Thread Take-up Lever with 52130	...	...	...	...	...	...	...
52023	6442	" " " Hinge Pin	...	...	...	...	...	...	...
52024	6442	" " " Link	...	...	...	...	...	...	...
56059	6442	" " " Hinge Pin	...	...	...	...	...	...	...
448c	6442	" " " " " Set Screw	...	...	...	...	...	...	...
52130	—	" " " Thread Eyelet Bushing	...	...	...	...	...	...	...
52025	—	Thread Take-up Lever, complete, Nos. 52022 to 52024	...	...	...	...	...	...	...
56060	6446	Thread Take-up Spring	...	...	...	...	...	...	...
56061	—	" " " Disc	...	...	...	...	...	...	...
56062	6446	" " " " 56061 with 56063	...	...	...	...	...	...	...
56063	6446	" " " " Steady Pin	...	...	...	...	...	...	...
56064	6446	" " " Thread Guard	...	...	...	...	...	...	...
56065	1787	Throat Plate, large needle hole, for 99601	...	...	...	...	...	...	...
56066	—	" " " small " " " 99601	...	...	...	...	...	...	...
56089	1787	" " " for 99602	...	...	...	...	...	...	...
56092	1787	" " " large needle hole, for 99603	...	...	...	...	...	...	...
56091	—	" " " small " " " 99603	...	...	...	...	...	...	...
691a	6448	" " " Screw	...	...	...	...	...	...	...
NOTE.—No. 56065 is sent with this machine unless otherwise specified on order.									
56087	6455	Drip Pan with four 1 in. wire nails	...	...	...	...	...	...	...

## Attachment Set

No.	Plate	
55623	1786	<b>Bobbin</b> ... ..
25878	1319	<b>Cloth Guide</b> ... ..
732b	—	„ „ <b>Thumb Screw</b> ... ..
36837	1720	<b>Felling Foot</b> ... ..
36838	1720	<b>Hemmer Foot, <math>\frac{1}{4}</math>" hem</b> ... ..
36839	—	„ „ <b><math>\frac{3}{8}</math>" hem</b> ... ..
16x231	—	<b>Needles</b> ... ..
36569	1319	<b>Oiler</b> ... ..
36840	1720	<b>Presser Foot (for Gathering)</b> ... ..
36554	1720	„ „ <b>(narrow, for Tailoring)</b> ... ..
25537	1319	<b>Screw Driver (machine)</b> ... ..
120378	1319	„ „ <b>(bobbin case)</b> ... ..
86505	—	<b>Set, complete, Nos. 732b, 25537, 25878, 36554, 36569, 36837 to 36840, 120378, five 55623 and six needles</b> ... ..

## Attachments

No.	Plate	
36613	1720	<b>Binder</b> ... ..
36559	6451	<b>Hemmer (adjustable)</b> ... ..
36549	1720	<b>Presser Foot with two each 662d and 36550, for braiding</b> ... ..
36550	1720	„ „ <b>Braid Guide</b> ... ..
662d	1720	„ „ „ „ <b>Screw</b> ... ..
36551	1720	„ „ <b>for cording</b> ... ..
36633	6464	<b>Ruffler Driving Lever</b> ... ..
36634	6464	„ „ <b>Friction Washer</b> ... ..
36635	6464	„ „ <b>Hinge Stud</b> ... ..
36636	6464	„ <b>Frame</b> ... ..
36637	6464	„ „ <b>Spring Plate</b> ... ..
36638	6464	„ <b>Ribbon Guide</b> ... ..
240b	6464	„ „ „ <b>Screw</b> ... ..
36639	6464	„ <b>Ruffling Blade</b> ... ..
36640	6464	„ „ „ <b>Holder</b> ... ..
36641	6464	„ „ „ „ <b>Guide</b> ... ..
36642	6464	„ „ „ „ <b>Rivet</b> ... ..
26770	6464	„ „ „ „ <b>Hinge Stud</b> ... ..
36643	6464	„ „ „ <b>Lever with 620f and 50236b</b> ... ..
620f	6464	„ „ „ „ <b>Adjusting Screw</b> ... ..
50236b	6464	„ „ „ „ <b>Thumb Screw</b> ... ..
26092	6464	„ „ „ „ <b>Rivet (furnished for repairs)</b> ... ..
36644	6464	„ <b>Separating Blade</b> ... ..
36645	6464	„ „ „ <b>Holder</b> ... ..
36646	6464	„ „ „ „ <b>Friction Spring</b> ... ..
36647	6464	„ „ „ „ <b>Hinge Stud</b> ... ..
36648	6464	„ „ „ „ <b>Stop Stud</b> ... ..
26092	6464	„ „ „ „ <b>Rivet (furnished for repairs)</b> ... ..
36560	6451	<b>Ruffler, complete, Nos. 240b, 26770 and 36633 to 36648</b> ... ..
36561	6450	<b>Tucker</b> ... ..

## Bobbin Winder

(SWINGING AUTOMATIC, LEFT HAND)

No.	Plate	
41728	6454	Base ... ..
15072	6447	Bobbin Position Pin ... ..
41698	6454	Frame with 457c ... ..
34105	6454	,, Hinge Pin ... ..
457c	1535	,, ,, ,, Set Screw ... ..
41699	6454	,, Spring ... ..
41700	6454	Pulley ... ..
41815	6454	Spindle with 15072, for bobbin ... ..
41816	6454	,, for spool ... ..
41817	—	,, 41815 with 41816 ... ..
41729	6454	Stop Latch ... ..
60733	—	,, ,, 41729 with 2269 and 34105 ... ..
34105	6454	,, ,, Hinge Pin ... ..
2269	6447	,, ,, Pin ... ..
41730	6454	,, ,, Tripping Arm with 171d ... ..
171d	6448	,, ,, ,, ,, Clamping Screw ... ..
41707	6454	Tension Bracket ... ..
41708	6454	,, ,, complete, Nos. 8422, 10107, 41707, 41709 and two 10106
219b	6448	,, ,, Screw ... ..
10106	6447	,, Disc ... ..
10107	6447	,, Spring ... ..
41709	6447	,, Stud ... ..
8422	6447	,, Thread Guide ... ..
41731	6454	Bobbin Winder, Nos. 34105, 41698 to 41700, 41728, 41730, 41817 and 60733
41732	—	Bobbin Winder (swinging automatic, left hand), complete, Nos. 41708 and 41731 ... ..
135d	6448	Bobbin Winder Screw ... ..
20437	6447	,, ,, ,, Washer ... ..

## Bobbin Winder

(SWINGING AUTOMATIC, LEFT HAND)

For use with 2000 Series Motors Equipment

No.	Plate	
126185	1535	Base ... ..
126186	1535	Frame with 457c ... ..
126187	1535	,, Hinge Pin ... ..
457c	1535	,, ,, ,, Set Screw ... ..
126188	1535	,, Spring ... ..
15153	1535	Friction Ring (Rubber) ... ..
41700	1535	Pulley ... ..
126189	1535	Spindle ... ..
*126192	—	Spool Holder Disc ... ..
*126190	—	,, ,, Rod ... ..
126191	1536	Spool Holder, complete, Nos. 126190 and 126192 ... ..
759a	1535	,, ,, Thumb Screw ... ..
41729	1535	Stop Latch ... ..
126245	1535	,, ,, 41729 with 2269 and 41441 ... ..
41441	1535	,, ,, Hinge Pin ... ..
2269	1535	,, ,, Pin ... ..
41730	1535	,, ,, Tripping Arm with 171d ... ..
171d	1535	,, ,, ,, ,, Clamping Screw ... ..
126193	1536	Tension Bracket and Thread Eyelet ... ..
126194	—	Tension Bracket, complete, Nos. 418c, 1529j, 1562j, 43808, 126193 and two 2455 ... ..
217d	1535	Tension Bracket Screw ... ..
2455	1536	,, Disc ... ..
1562j	1536	,, Regulating Thumb Nut ... ..
418e	1536	,, Screw Stud ... ..
1529j	1536	,, ,, ,, Nut ... ..
43808	1536	,, Spring ... ..
126195	1536	Bobbin Winder, Nos. 15153, 41700, 41730, 126185 to 126189 and 126245 ... ..
126196	—	Bobbin Winder (swinging automatic, left hand), complete, Nos. 134r, 126191, 126194, 126195, and two 217d ... ..
134r	1535	Bobbin Winder Screw ... ..

From the library of: Diamond Needle Corp

## Equipment

necessary when fitting Motors of 2000 Series  
to customers' machines

No.	Plate	
56136	1534	Balance Wheel, 2½" pulley ... ..
94578	—	Belt, size ¾", length 30½", with 25028 ... ..
126196	—	Bobbin Winder (swinging automatic, left hand), complete (For details, see page 45) ... ..
46688	1547	Treadle Extension with two 50351r ... ..
50351r	1547	" " Screw ... ..
46686	1534	Treadle Pitman ... ..
94584	—	Equipment, complete, Nos. 46686, 46688, 56136, 94578 and 126196 ... ..

## Singerlights

Singerlights are supplied less lamps, and the latter should be ordered separately.

### SINGERLIGHT for Machines without Motors, for Foot Power.

No.	
97340	Singerlight Bracket (adjustable) ... ..
97353	" " 97340 with 191815 ... ..
SS497c	" " Hinge Screw Stud ... ..
NN92r	" " " " " Nut ... ..
2807	" " " " " Washer ... ..
†97342	" " " " " complete, Nos. SS497c, NN92r and 2807
190744	" " Lamp ... ..

In ordering it is necessary to state the exact voltage required.

191789	Singerlight Nipple ... ..
190743	" " Bushing ... ..
191815	" " Position Pin ... ..
191786	" " Washer (Felt), ⅝" ... ..
191785	" " " ( " ), ⅜" ... ..
191082	" " " (Steel) ... ..
190745	" " Shade ... ..
*191375	" " Toggle Socket Base, complete, Nos. 191376 and 191377 ...
*191377	" " " " " Hub ... ..
*191381	" " " " " Insulation ... ..
*191376	" " " " " Shell ... ..
50564j	" " " " " Set Screw ... ..
191965	" " " " " Internal Fitting, complete ... ..
*191963	" " " " " Shell ... ..
*191964	" " " " " Insulation ... ..
191962	" " " " " complete, Nos. 50564j, 191375, 191381 and 191963 to 191965

97358 **Singerlight** (less cable and lamp). Nos. 97342, 97353, 190743, 190745,  
191082, 191785, 191789, 191962 and two 191786 ... ..

† This part also serves as Knee Lifter Lifting Lever Hinge Screw Stud

From the library of: Diamond Needle Corp

No.								
97354	Singerlight Twin Cable, 9 feet long	...	...	...	...	...	...	...
97382	" " " Plug, Nos. 97383 and 97384, for lamp socket	...	...	...	...	...	...	...
97383	" " " " Body	...	...	...	...	...	...	...
97384	" " " " Cover	...	...	...	...	...	...	...
97355	Singerlight (flexible, less lamp) with connection for lamp socket, complete, Nos. 97354, 97358 and 97382	...	...	...	...	...	...	...

SINGERLIGHT for Machines fitted with Series 2000 Motors on  
Individual Stands and Tables only.

No.								
97356	Singerlight Twin Cable, 20 $\frac{3}{4}$ " long, with 190562, two each 191960 and 191961	...	...	...	...	...	...	...
191953	" " " Bushing	...	...	...	...	...	...	...
190562	" " " Metallic Sleeve	...	...	...	...	...	...	...
191960	Terminal Clip Body Cap	...	...	...	...	...	...	...
191961	" " " " "	...	...	...	...	...	...	...
97357	Singerlight (flexible, less lamp), complete, Nos. 97356, 97358 and 191953	...	...	...	...	...	...	...

SINGERLIGHT for Machines fitted with Series 2000 Motors, with old  
style connections, on Individual Stands and Tables.

No.								
97357	Singerlight (flexible, less lamp), complete	...	...	...	...	...	...	...
191937	Insulated Hook	...	...	...	...	...	...	...
191934	Terminal Block	...	...	...	...	...	...	...

## Knee Lifter

No.	Plate							
5596	1721	Bell Crank	...	...	...	...	...	...
56072	1721	" " Bracket	...	...	...	...	...	...
178e	6448	" " " Screw	...	...	...	...	...	...
5601	6447	" " Hinge Pin	...	...	...	...	...	...
56073	6443	" " Spring	...	...	...	...	...	...
56074	1721	Bell Crank, complete, Nos. 5596, 5601, 56072 and 56073	...	...	...	...	...	...
56075	1719	Lifting Lever	...	...	...	...	...	...
52028	1719	" " Connecting Rod	...	...	...	...	...	...
12416	6443	" " " " Joint	...	...	...	...	...	...
76d	6448	" " " " Hinge Screw	...	...	...	...	...	...
1521e	6448	" " " " Lock Nut	...	...	...	...	...	...
802d	6448	" " Hinge Screw	...	...	...	...	...	...
56076	6443	" " Link	...	...	...	...	...	...
56077	6443	" " " Rivet	...	...	...	...	...	...
56071	6443	Presser Bar Lifting and Releasing Lever Bracket with 56076 and 56077	...	...	...	...	...	...
2763	6455	Rock Shaft	...	...	...	...	...	...
56078	6455	" " Hanger with two Wood Screws 1 in. No. 10	...	...	...	...	...	...
56079	6455	" " Knee Arm with 356e	...	...	...	...	...	...
356e	6448	" " " " Set Screw	...	...	...	...	...	...
56080	6455	" " Lifting Arm with 356e	...	...	...	...	...	...
356e	6448	" " " " Set Screw	...	...	...	...	...	...
56081	6455	Rock Shaft, complete, Nos. 2763, 56079, 56080 and two 56078	...	...	...	...	...	...
56082	—	Knee Lifter, complete, Nos. 76d, 802d, 1521e, 12416, 52028, 56071, 56074, 56075, 56081 and two 178e	...	...	...	...	...	...